

ASi Wide Range Power Supply 8 A

8 A ASi power supply with integrated filter for input voltage from 195 Vac up to 500 Vac

Primary switched-mode regulator 31,2 V/8 A

LED overload indicator

LED operation indicator



Article no. BW2276 ASi Wide Range Power Supply 8 A

The power supply is continuous idle running protected and thus delivers a variable direct current of 0 - 8 A as output current.

Temperature indication and curve is based on the ambient temperatures from -5°C up to 40°C specified by the ASi norm. However, the power supply is operating until an ambient temperature

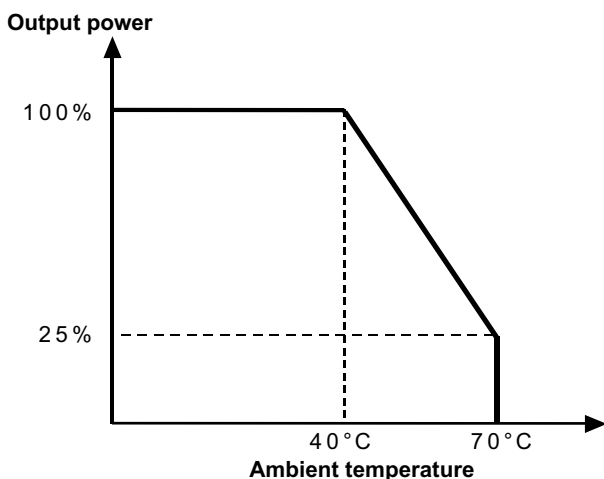
of approx. 60°C with nominal load. With higher temperatures the output voltage, that is the total power is adjusted and so the power supply is protected from destruction.

When temperature falls below 60°C, the power supply will again work in normal operation mode.

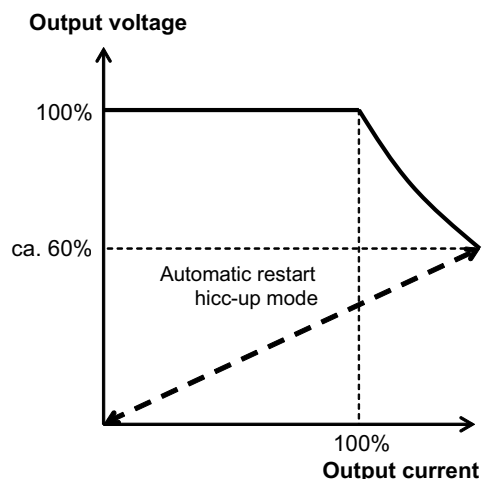
Article no.	BW2276
Input	
Nominal input voltage	230/400 V _{AC} 47-63 Hz
Input voltage	195 - 500 V _{AC}
Nominal input current	1 A bei 400 V _{AC}
Peak inrush current	< 50 A
Power factor cos φ	0,7 capacitive at 400 V _{AC}
PFC norm (harmonics)	EN 61 000-3-2 class A
Output	
Output voltage	31,2V ± 1%
DC output current	0 - 8 A
Ripple	< 60mV _{pp} (10 ... 500 kHz)
Current limitation typical	8,5 A
Efficiency typical	88%
Regulation	
Line regulation	< 0,2% at U _{on} = 400 V _{AC} ± 15%
Load regulation	< 1% at 0 A → 8 A
Dynamics	< 2 ms at 10 ↔ 90% (I _{out max}), peaks < 2%
Protection and monitoring	
Internal fuse	T3,15 A / 500 V 6,3 x 32 mm
Current limitation	protected against continuous short circuit (see diagramm) and idle running
Overload prot.	yes
Idle running prot.	yes
Hold-up time	> 15 ms at U _{in} = 230 V _{AC}
Safety	
Output	safety extra low voltage SELV
Protective system (EN 60 529)	class I
Protection category	IP20
Leakage current	< 3,5 mA (47-63 Hz mains frequency)
EMV CE-certified	
Harmonics	EN 61000-3-2 class A
RFI suppression	EN 55022, EN 55011 class B
Static discharge ref. IEC 61000-4-2	ESD 8kV contact discharge, 15kV free air discharge
Electromagnetic fields ref. IEC 61000-4-3	10 V/m
Burst	4 kV input, 2kV output/capacitive coupling clamp

ref. IEC 61000-4-4	EN 61000-4-4
Surge	4 kV unsymmetrical, 4 kV symmetrical
ref. IEC 61000-4-5	EN 61000-4-5
Conducted disturbances	10V, 150 kHz ... 80 MHz
ref. IEC 61000-4-6	EN 61000-4-6
Operational data	
Temperature range	-10°C ... +40°C, by free convection
Power derating	2,5% / K from +40°C to max.70°C (see diagram)
Storage temperature	-25°C ... max. +85°C
Displays	
LED green	LED on: normal operation (0 A ... 8 A)
LED red	LED on: overload
	LED flashing: hicc-up mode
Mounting	
Mounting position	vertical as shown in figure
Input terminals	upper side
Output terminals	lower side
Assembly	plastic slider
Mechanics	
Dimensions max. (L / W / H in mm)	70 / 141 / 151
Weight	approx. 1,2 kg

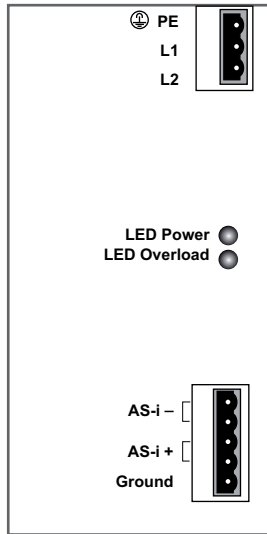
Derating



Current limitation curve



Connections



Diagram

